



Student Learning and Student Achievement

Recommendation 3: ER 11, Standards I.B.3, I.B.6, I.B.7, I.B.8, I.B.9, IV.B.3, IV.C.8

Presentation to the Board of Higher Education

April 15, 2015

ASCC MISSION & VISION

ER- Eligibility Requirement(s)
R- Recommendation(s)

ER-7; R-9 & 10

BHE

Technology Plan

Staffing Plan

Academic Excellence Plan

Total Cost of Ownership Plan

Physical Facilities & Maintenance Plan

R-1

R-1

R-1

R-1

R-1

R-2

R-2

R-2

R-2

R-2

R-3

R-3

R-3

R-3

R-3

R-8

R-8

R-8

R-8

R-8

ER-14; R-5 & 6

ER-11; R-4

ER-18; R-7

Characteristics of Institutional Effectiveness:

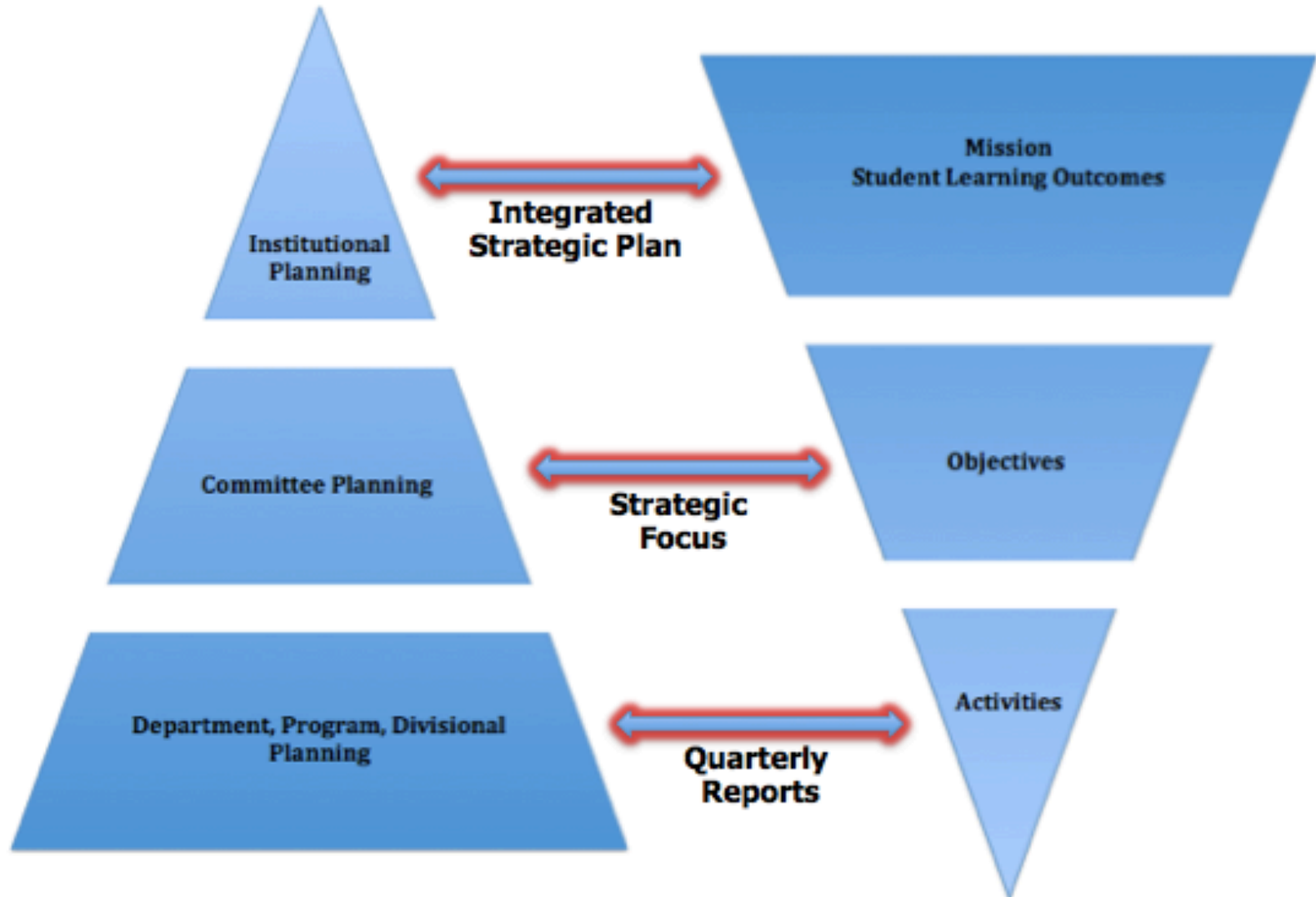
- Mission Effectiveness
 - Program Review
 - Integrated Planning
 - SLOs and Assessment
 - Quality of Educational Programs and Services
 - Institutional-set Achievement Standards
 - Institutional Policies
 - Human Resources
 - Finances
 - Leadership

Characteristic of Institutional Effectiveness:

Quality of Educational Programs and Services:

- **Institutional-set Achievement Standards** (*ACCJC Standards I: Mission, Academic Quality and Institutional Effectiveness, and Integrity: Standards I.B.3, I.B.6, I.B.7, I.B.8 & I.B.9, IV: Leadership and Governance: Standards IV.B.3 & IV.C.8, and ER 11*)
- **IV.B.3: (Chief Executive Officer)** Through established policies and procedures, the CEO guides institutional improvement of the teaching and learning environment by: establishing a collegial process that sets values, goals, and priorities; ensuring the college sets institutional performance standards for student achievement; ensuring that evaluation rely on high quality research and analysis of external and internal conditions; ensuring that educational planning is integrated with resource planning and allocation to support student achievement and learning; ensuring that the allocation of resources supports and improves learning achievement; and establishing procedures to evaluate the overall institutional planning and implementation efforts to achieve the mission of the institution.
- **IV.C.8: (Governing Board)** To ensure the institution is accomplishing its goals for student success, the governing board regularly reviews key indicators of student learning achievement and institutional plans for improving academic quality.

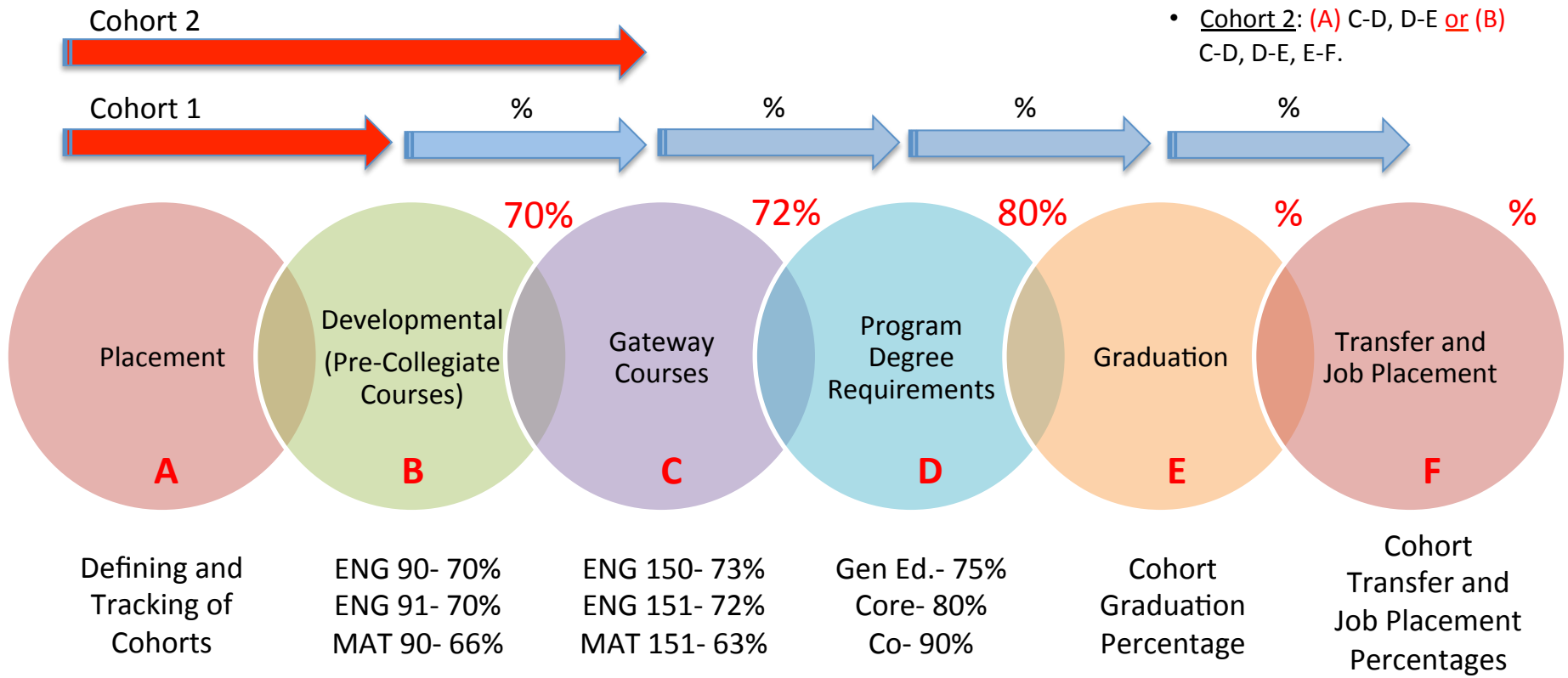
Emphasizing Purpose & Roles



PATHWAY TO STUDENT SUCCESS

MILESTONES

- • Cohort 1- Profile: Students Seeking Degree(s) **and/or** Certificate(s)
- Cohort 2- Profile: Students Seeking Degree(s) **and/or** Certificate(s)
- • Cohort Retention Rates:
 - Cohort 1: B-C, C-D, D-E, E-F.
 - Cohort 2: (A) C-D, D-E **or** (B) C-D, D-E, E-F.



Persistence

Institutional-Set Standards for Student Achievement

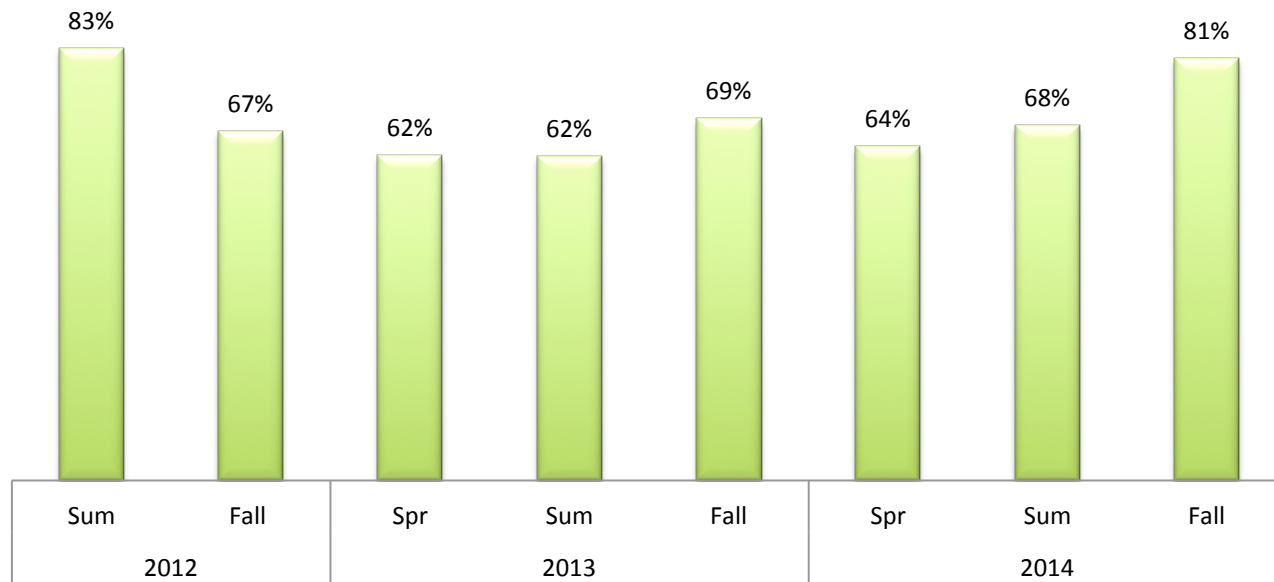
- ❖ **Developmental Courses**: The successful Completion of highest developmental English and Math Courses which transition students into college readiness
- ❖ **Gateway Courses**: The successful completion of college level English and Math Courses as required by all degrees to transition into Gen-Ed and Program Requirements
- ❖ **Degree Program Requirements**: The successful Completion of Gen-Ed, Core Foundational and Co-Foundational courses required by a Degree program
- ❖ **Persistence**: The retention of students in their first year and second year and within 150% time to graduation.
- ❖ **Degree/Certificate Completion and Transfer**: The successful completion of a Degree Program or Certificate and transfer to institutions of higher learning or transition into the workforce.

STANDARD 1

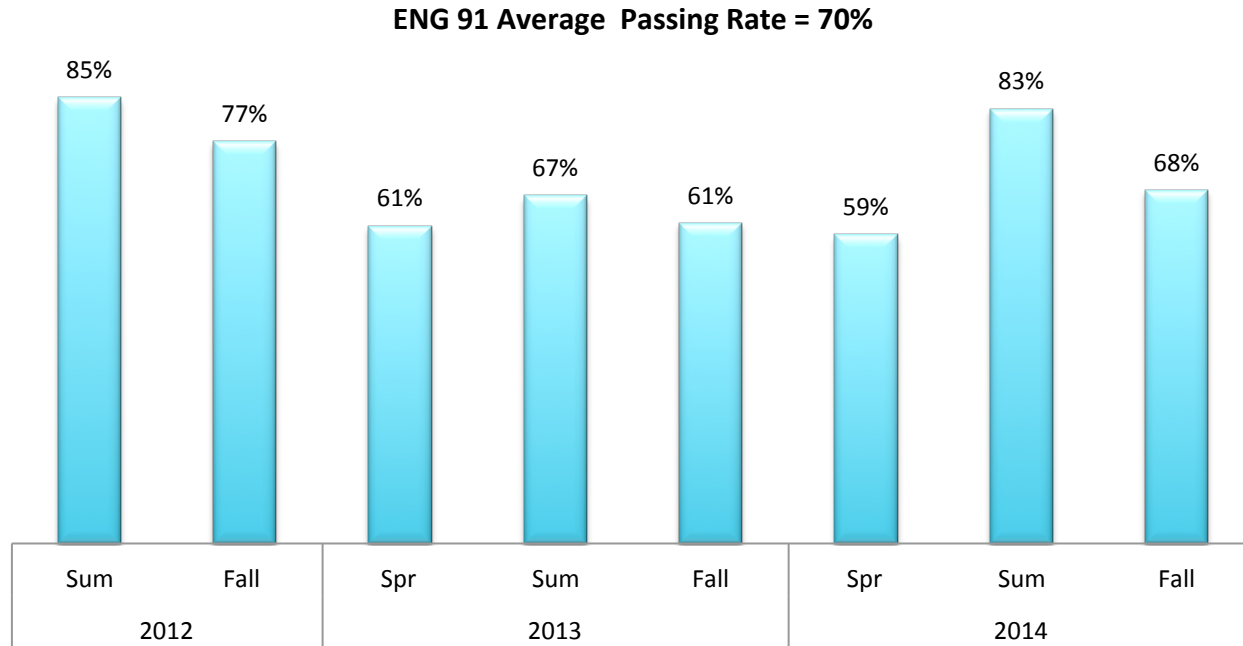
DEVELOPMENTAL COURSES:

Student Achievement Standard 1: Developmental Courses

ENG 90 Average Passing Rate = 70%

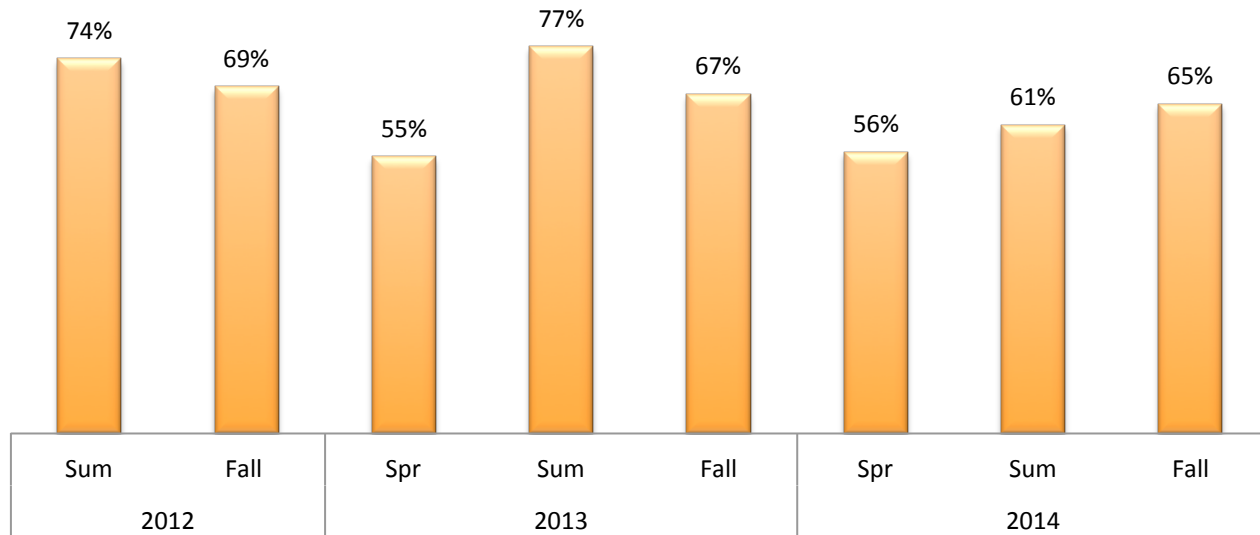


Benchmark 2: Percentage of students who successfully complete the highest level of Developmental Writing (ENG 91)



Benchmark 3: Percentage of students who successfully complete the highest level of Developmental Math (MATH 90)

MTH 90 Average Passing Rate = 66%



Standard 1: Developmental Exit Course Completion (ENG 90, ENG 91, MTH 90)

Institutional Set Standard	70%
----------------------------	-----


STANDARD 2

GATEWAY COURSES

Summative Data for Gateway Courses

#	C or Higher Passing Rates	Fall 2012	Spring 2013	Fall 2013	Spring 2014	Fall 2014	Average
1	FA12-FA14 (All Semesters)	70%	72%	72%	67%	78%	72%
2	Academic Years (AY13-AY14)	71%		70%		-	70%
3	Fall semesters only (FA12-FA13-FA14)	70%	-	72%	-	78%	73%
4	Spring only (SP13-SP14)	-	72%	-	67%	-	70%
5	FA 2014 Only	-	-	-	-	78%	78%

Gateway Courses: C or Higher



Summative and Formative Data for Gateway Courses (ENG 150, ENG 151 and MTH 151)

Gateway Courses								
Course	Summative Data			Formative Data				
	Fall 2012-Fall 2014 (Excluding Summer)			Spring and Summer 2014				
	Semesters	Total Students	C or Higher	Students Assessed	Beginning	Developing	Proficient	Total D-P
ENG 150	5	874	76%	153	18%	39%	43%	82%
ENG 151	5	812	74%	165	14%	36%	49%	85%
MAT 151	5	888	64%	131	14%	31%	55%	86%
Total Average		2574	71%	449	15%	35%	49%	84%

Standard 2: Gateway Course Completion with C or better

Institutional Set Standard	72%
----------------------------	-----


STANDARD 3

PROGRAM REQUIREMENTS

Summative Data for Gen-Ed

#	C or Higher Passing Rates	Fall 2012	Spring 2013	Fall 2013	Spring 2014	Fall 2014	Average
1	FA12-FA14 (All Semesters)	69%	68%	76%	77%	74%	73%
2	Academic Years (AY13-AY14)	69%		76%		-	72%
3	Fall semesters only (FA12-FA13-FA14)	69%	-	76%	-	74%	73%
4	Spring only (SP13-SP14)	-	68%	-	77%	-	72%
5	FA 2014 Only	-	-	-	-	74%	74%

General Education : C or Higher



Summative & Formative Data for General Education

General Education Courses								
Course	Summative Data			Formative Data				
	Fall 2012-Fall 2014 (Excluding Summer)			Fall 2012-Summer 2014 (Gen-Ed Assessment Cycle)				
	Semesters	Total Students	C or Higher	Students Assessed	Beginning	Developing	Proficient	Total D-P
ENG 150	5	874	76%	153	18%	39%	43%	82%
ENG 151	5	812	74%	165	14%	36%	49%	85%
SPH 153	5	403	97%	153	10%	41%	49%	90%
ICT 150	5	830	71%	731	13%	21%	66%	87%
MAT 151	5	888	64%	131	14%	31%	55%	86%
PHSCI 150	5	539	67%	397	29%	28%	42%	70%
HIS 150	5	193	59%	88	16%	37%	47%	84%
HIS 151	5	172	68%	43	6%	46%	48%	94%
HIS 162	5	336	93%	234	4%	68%	28%	96%
HIS 170	5	313	69%	169	17%	30%	53%	83%
HIS 171	5	303	66%	77	12%	21%	68%	89%
PSY 150	5	327	85%	152	31%	36%	34%	70%
HEA 150	5	164	56%	100	15%	29%	56%	85%
Total Average		6154	73%	2593	15%	36%	49%	85%


General Education Course Completion with C or better

Institutional Set Standard	75%
----------------------------	-----

Summative Data for Core-Foundational

#	C or Higher Passing Rates	Fall 2012	Spring 2013	Fall 2013	Spring 2014	Fall 2014	Average
1	FA12-FA14 (All Semesters)	79%	79%	84%	81%	85%	82%
2	Academic Years (AY13-AY14)	79%		83%			81%
3	Fall semesters only (FA12-FA13-FA14)	79%	-	84%	-	85%	83%
4	Spring only (SP13-SP14)	-	79%	-	81%	-	80%
5	FA 2014 Only	-	-	-	-	85%	85%

Core Foundational : C or Higher



Summative & Formative Data for Core Foundational (Courses assessed only)

CORE FOUNDATIONAL

Course	SUMMATIVE DATA			FORMATIVE DATA				
	Fall 2012-Fall 2014 (Excluding Summer)			Fall 2014				
	Semesters	Students Enrolled	C or Higher	FA 14 Students Assessed	Beginning	Developing	Proficient	Total D-P
HEA151	5	65	57%	7	38%	24%	38%	62%
HEA 152	4	32	100%	8	0%	6%	94%	100%
HEA 299	5	33	100%	8	3%	25%	72%	97%
HSV 150	1	15	100%	15	27%	42%	31%	73%
ENG 250	5	403	89%	62	16%	42%	42%	84%
ENG 251	5	591	82%	67	8%	49%	43%	92%
BIO 150	5	229	73%	9	11%	41%	48%	89%
BIO 155	5	101	98%	20	17%	32%	52%	84%
BIO 251	1	7	100%	4	0%	35%	65%	100%
MAT 250	5	502	58%	51	22%	38%	40%	78%
SAM 101A	5	69	93%	10	20%	60%	20%	80%
SAM 101B	3	35	94%	16	5%	7%	88%	95%
SAM 151	5	167	87%	10	4%	48%	48%	96%
SAM 152	5	132	91%	11	41%	36%	23%	59%
MUS 150	5	96	95%	23	9%	0%	91%	91%
MUS 160	5	135	98%	16	0%	5%	95%	100%
MUS 170	5	32	98%	8	0%	0%	100%	100%
ED 150	5	132	82%	7	7%	18%	75%	93%
ED 157	5	85	75%	7	18%	25%	57%	82%
ED 215	4	58	83%	8	13%	23%	71%	94%
AUTO 172	1	5	100%	5	20%	46%	41%	87%
AUTO 176	1	6	100%	6	9%	56%	35%	91%
ELE 151	2	11	100%	8	44%	56%	0%	56%
ELE 170	2	11	100%	7	36%	64%	0%	64%
POL 150	5	78	72%	13	0%	56%	44%	100%
Total Average		3030	89%	406	15%	33%	53%	86%


Core-Foundational Course Completion with C or better

Institutional Set Standard	80%
----------------------------	-----

Summative Data for Co-Foundational

#	C or Higher Passing Rates	Fall 2012	Spring 2013	Fall 2013	Spring 2014	Fall 2014	Average
1	FA12-FA14 (All Semesters)	89%	88%	93%	91%	91%	90%
2	Academic Years (AY13-AY14)	89%		92%			90%
3	Fall semesters only (FA12-FA13-FA14)	89%		93%		91%	91%
4	Spring only (SP13-SP14)		88%		91%		90%
5	FA 2014 Only					91%	91%

Co-Foundational: C or Higher



Co-Foundational Course Completion with C or better

Institutional Set Standard	90%
----------------------------	-----

Standard 3: Successful completion
of Gen-Ed. ,Core and Co-
Foundational courses with a C or
better

Institutional Set Standard	80%
----------------------------	-----